

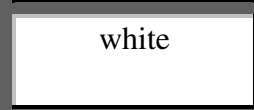
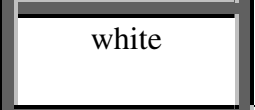


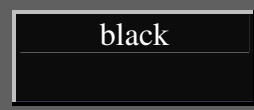



Color Code	Color Name	Colors After Activation <sup>3</sup>	Activator color	Base color	Base Color Purge <sup>1</sup>	Base Timed Purge <sup>1</sup>	Static Mixing Tip Open Time <sup>2</sup>
						60 Seconds	Minutes
M35	<i>Dark Gray (standard)</i>		Black		Yes	Yes	7
345	<i>White</i>		Blue		<b>No</b>	Yes	7
521	<i>Lite Gray</i>		Dark Green		Yes	Yes	7
012	<i>Black</i>		White		<b>No</b>	Yes	7

<sup>1</sup> Purging refers to the evacuation of the static mixing tip to avoid curing in the tip. This is achieved by purging with the chemically inactive base component. A “color purge” is a visual purge, once the extruded material is white the purge is complete. A timed purge is necessary when a color contrast is not possible as listed above. The “activated” color matches the “base” color which does not allow for a visual “base” purge. In this case a “timed” purge will be necessary.

<sup>2</sup> Time that the static mixing tip may stand idle before curing to the point of needing replacement.

<sup>3</sup> The 985 is a variable ratio/cure speed product. Varying the mix ratio to achieve targeted cure speeds may affect final color.